



Manufactured in the
United Kingdom from recycled plastic



Smart automatic watering systems for the
greenhouse, patio, balcony & allotment

Introduction

AutoPot Watering Systems are suitable for **all growers and all crops**. Whether you're growing in a **greenhouse, on a balcony, patio, or an allotment**, we have an irrigation solution for you.

All our systems operate power free, with no running water required. Instead they are gravity fed from a reservoir of any size and can be left unattended for many weeks.

Water and liquid fertiliser are supplied via pipework from a reservoir to each tray.

Within each tray is an **AQUAvalve, a patented water control device**, which will allow water to enter into the tray to a depth of 20mm and will not reopen until the plants have consumed all the previously supplied water.

AQUAvalve™



Why use our watering systems?

- ⇒ **Plants automatically receive water and fertiliser from a reservoir when required.**
- ⇒ **No more daily watering, the systems can be left unattended for weeks.**
- ⇒ **No electricity, pumps, timers or mains water required.**
- ⇒ **Grow anywhere... all AutoPot Watering Systems are easily connected to a reservoir of any shape or size and are simply gravity fed.**
- ⇒ **One of the most water efficient irrigation systems worldwide.**
- ⇒ **Environmentally sustainable, no water or fertiliser is ever lost.**
- ⇒ **Can be used to grow any crop variety; edible or ornamental. Grow your own effortlessly, easily, the AutoPot way.**
- ⇒ **Used in over 60 countries around the world to grow all varieties of plants.**



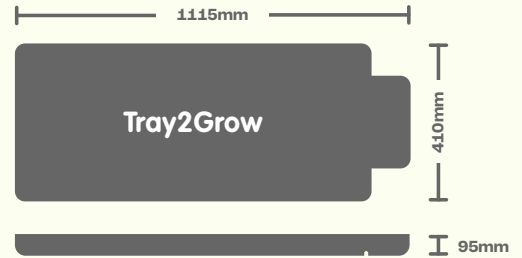
New
for 2023



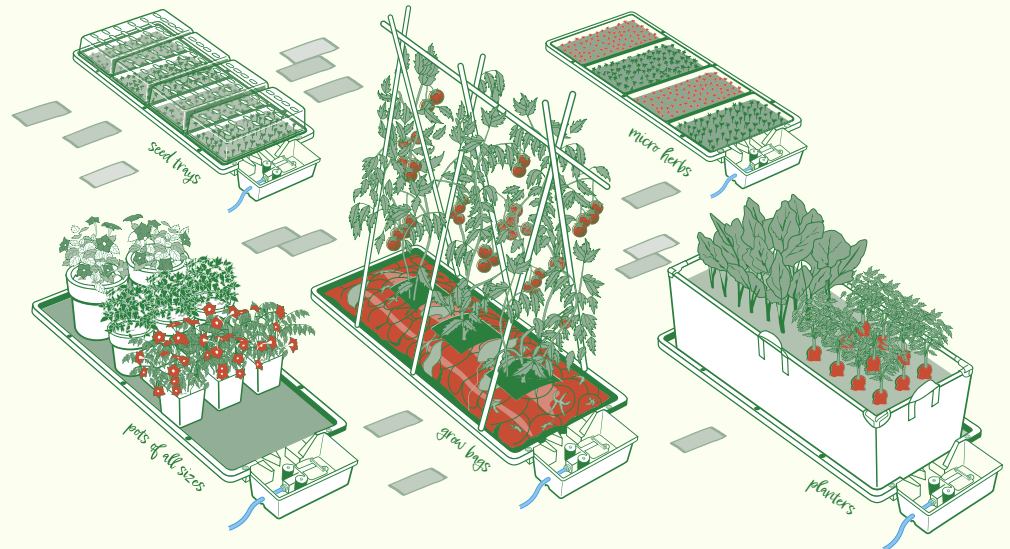
Suitable for seedlings, pots of all sizes, micro herbs, cucumbers, tomatoes, chillies, vegetables, root vegetables and much more

Tray2Grow is the **automated, power-free** watering system that offers **five ways** to **irrigate** and **feed** your plants.

Seed trays, pots, grow bags, micro herbs, and planters, can each be accommodated, making this the **most versatile** automatic watering system in the AutoPot range.



POWER FREE
ONE TRAY FIVE USES
GRAVITY FED







Suitable for plants of all varieties in 8L pots or larger


Turn **any gardening tray** into an **AutoPot System!** Assembled in minutes and containing all the fittings required to connect to a reservoir, the **easy2GO Kit** will keep your plants **automatically watered and fed whilst you're away on holiday.**

Placed directly onto the tray along with your potted plants, easy2GO **distributes water** into the tray. When the water in the tray is used up, easy2GO allows a fresh supply to enter. Making this an **ideal solution to holiday watering.**



Minimum size
pots: 8L



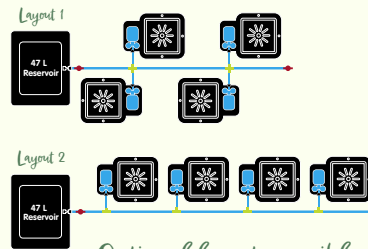


Suitable for peppers, chillies, tomatoes, melons, cucumbers and much more


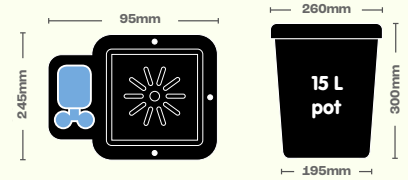
The 4Pot System combines **ease of use and minimal labour** with the capacity to grow exquisite, fruitful, and even prize winning plants.

This **fully-automated, power-free, gravity-fed** watering system takes the hassle and strain out of day to day watering, allowing you to try new techniques and hone your horticultural skills.

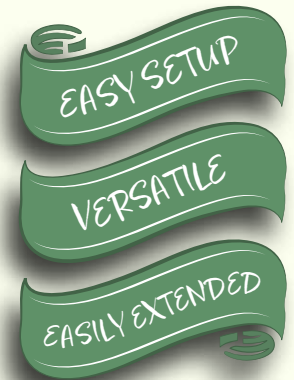
With **no need for electricity, pumps or timers** you're free from the constraints of a power source. This makes the 4Pot System wonderfully **flexible** and gives you the option to **arrange or move pots virtually at will**.



Optional layouts possible with fittings included



Above: 4Pot system is easily extendable, up to six plants can be irrigated by a 47L reservoir - beyond six plants increase reservoir capacity according to the size of your layout






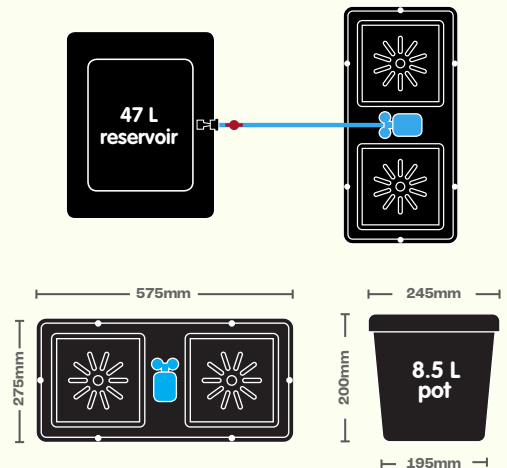
Suitable for cucumbers, tomatoes, melons, herbs and much more


Trusted by our closest friends, esteemed hobby growers, and national champions alike, the easy2grow kit waters and feeds **power-free** to produce superlative fruit, vegetables and flowers.

Like all AutoPot Watering Systems, the easy2grow kit is **gravity fed** and requires **no electricity** whatsoever. This allows it to be used with ease in the **greenhouse**, in the **garden** and on **patios**, or **balconies**.




Above: easy2grow kit is easily extendable, up to six plants can be irrigated by a 47L reservoir - beyond six plants increase reservoir capacity according to the size of your layout






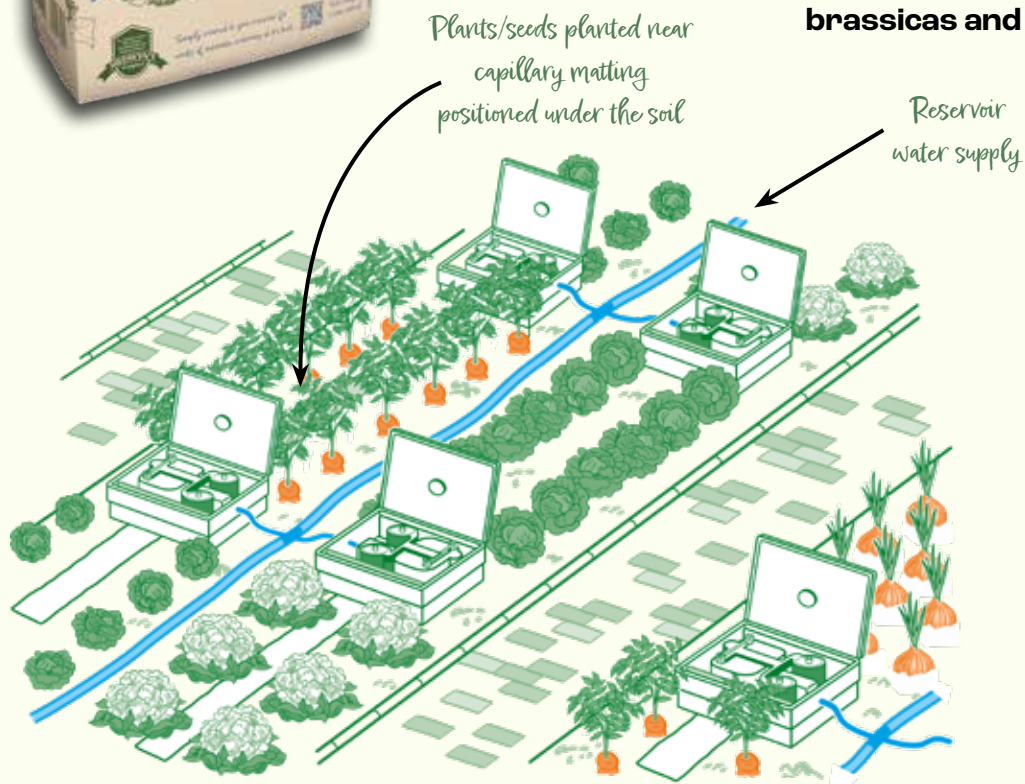
Suitable for root vegetables,
brassicas and much more



The **AQUAbox Spyder** incorporates the AQUAvalve technology used throughout the AutoPot range and expands it to **automatically water large growing areas** rather than a single plant pot. Suited for **raised beds** and **allotment plots**.



**Suitable for root vegetables,
brassicas and much more**



Ideal for narrow raised beds, large planters and allotments the AQUA BOX Straight is placed directly in the ground and distributes water and fertiliser to the surrounding soil using capillary matting positioned under the soil.

FAQ's



If no pumps or electricity are required then how is the water and liquid fertiliser supplied from the reservoir to the systems?

In AutoPot Watering Systems the water and/or fertiliser solution is supplied from the reservoir solely by gravity pressure.



How do you create gravity pressure?

Gravity pressure is created by raising the reservoir above the level of your system. We generally suggest raising your reservoir to a height of 6" or 150mm off the ground.

However, if all your plants are no more than 2-3 meters away from the reservoir, then the reservoir can be positioned directly on the floor at the same level as the plants. The fill level of the reservoir relative to the proximity of the system will create enough gravity pressure as long as the reservoir is kept topped up and doesn't drop below a third full.



I already have my plants nicely potted, and a reservoir within easy reach, I just want something to water and feed the plants whilst I'm away, what's my best option?

The easy2GO Kit will work perfectly. You just need a flat-bottomed garden tray with a depth of 30mm or more in which to stand your pots. Position the tray on a hard surface and ensure it is level using a long spirit level. Position your easy2GO Kit anywhere inside the tray and connect it to the pipe supplied with the kit.

Connect the other end of the pipe to a reservoir or water holding container of suitable size. All the fittings required to make such a connection are supplied with the kit.

Place your plant pots inside the garden tray, fill the reservoir with water and fertiliser, if required. Once set up the easy2GO Kit will automatically allow water to flood the tray to a depth of 20mm. Once the plants have consumed all the water in the tray the easy2GO Kit will automatically open to re-fill the tray. Suitable for 8ltr pots and above.



Sometimes in the height of summer the water in my reservoir can get warm, how do I combat this?

If you find that the water temperature in your reservoir is increasing there are several easy ways to keep it in check. Topping the reservoir up more regularly can certainly help, as can a reflective cover to stop direct sunlight hitting the reservoir. If it is inside a greenhouse try moving the reservoir outside where it will generally be cooler. Finally, a frozen bottle of water can be placed inside the reservoir to help reduce the water temperature.



Can I add liquid/water soluble fertiliser to the reservoir so my plants are automatically watered and fed at the same time, and can one liquid fertiliser feed a variety of plants from the same reservoir? I like to grow a variety of greenhouse crops such as tomatoes, chillies and cucumbers.

Generally most standard composts/soils from the garden centres have around 3-6 weeks of feed/fertiliser blended within the bag. Plain water can be supplied to the plants from the reservoir at the beginning.

After 3-6 weeks start adding liquid fertiliser to the reservoir at half strength as directed in the instructions.

As the plants grow and flowers/trusses start to appear gradually increase the fertiliser levels over 4-8 weeks, to full strength. Generally, most liquid or water soluble fertilisers will adequately provide a balanced diet for most plants edible or ornamental and can all be watered automatically from the same reservoir. A good single part liquid feed that can be used is the easy2grow liquid feed, from AutoPot, which provides a balanced diet for the plants in all stages of growth.



When should I switch my watering system on?

We don't recommend that you switch your system on immediately. During the setting up process the plants should be watered through thoroughly. Once this is done, they should be left to establish before opening the tap on your reservoir, thereby switching the system on. There will be plenty of moisture in the pots, or in the earth, to sustain the plants.

Weather has a strong influence on when you should finally switch on. The establishing period can vary between 7-28 days. Your best guide is to feel the weight of the pots. If heavy leave a little longer, if lightening then switch on.

If in doubt you can turn on for 30 min every 4-5 days and then turn off. Once you are happy the plants are established and starting to grow vigorously the system can be turned on permanently.



How can I extend my existing watering system?

All AutoPot Watering Systems are easily extended by simply adding extra pots and trays or complete modules. All add-on modules are supplied with pipework and an assortment of fittings to help with easy connection to an existing watering system.

If you intend to grow 6 plants or more, we recommend that you use a larger reservoir and supply water to the plants via larger gauge pipework. AutoPot supply all required fittings and pipework to facilitate this with ease.



How level do AutoPot Watering Systems need to be?

All AutoPot Watering Systems should be positioned as level as possible. This is especially important when using large trays such as the Tray2Grow. To ensure that trays are level sit them on a firm / hard surface and use a long spirit level across the length and width of the tray. This will provide even distribution of water and fertiliser inside the tray.



autopot_global 

@AutoPotSystems 

autopotuk 


AutoPot Global Ltd
Unit 5, 108 Hawley Lane,
Farnborough, Hampshire
GU14 8JE, UNITED KINGDOM

Tel: +44 (0)1276 534900

Email: mail@autopot.co.uk

Web: www.autopot.co.uk

©AutoPot Global Ltd 2023



Scan me to visit the
AutoPot website

“

AutoPot fits perfectly with my busy life. The clever, power-free design waters and feeds the plants as and when they need it, saving not only valuable time, but also water and fertiliser.

..... ”
**13-time RHS Chelsea
Gold Medal Winner
Medwyn Williams, MBE**

Main Sponsors

